

# Economic and Travel Indicator



If you have any questions, please contact:

Economic and Labor Market Information  
Division

802-828-4202

[Labor.Lmi@vermont.gov](mailto:Labor.Lmi@vermont.gov)

**January 2017**

Released March 13, 2017

# VERMONT ECONOMIC AND TRAVEL INDICATORS

## JANUARY 2017

visit our web site at: [www.vtLmi.info](http://www.vtLmi.info)

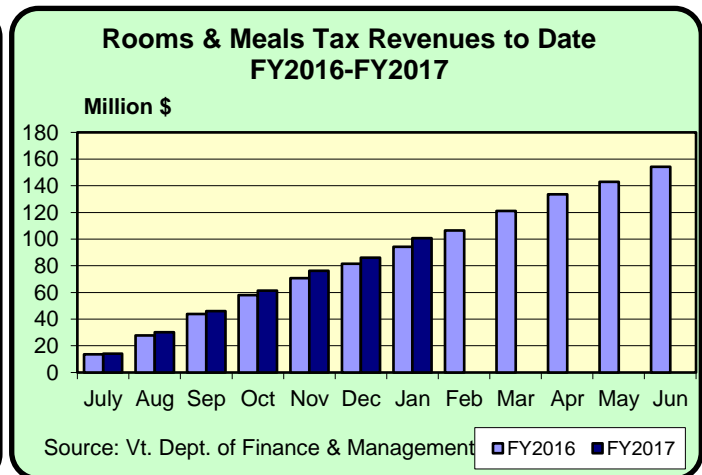
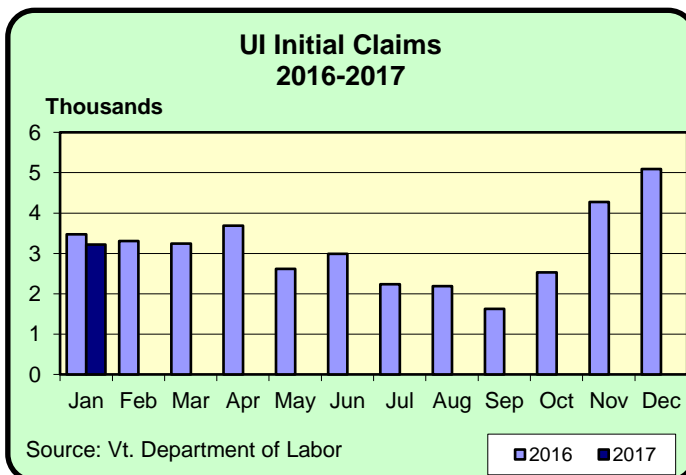
Labor Market & Business Activity	Current	Last	Year	% Change	
	Month	Month	Ago	Last Month	Last Year
Employment (NonFarm,S.A.,Thousand) *	315.2	313.9	312.3	0.4%	0.9%
Avg. Weekly Hours (Manufacturing) *	40.2	39.1	39.4	2.8%	2.0%
Unemployment Rate (S. A. %)	3.1	3.2	3.3	-3.1%	-6.1%
U.I. Initial Claims	3,222	5,094	3,474	-36.7%	-7.3%
U.I. Exhaustees	190	188	203	1.1%	-6.4%
Passenger Car Registrations	24,002	24,008	23,247	0.0%	3.2%
Total Current Car Registrations	419,871	426,528	424,031	-1.6%	-1.0%
Total Current Pick-Up Truck Reg.	104,134	106,039	106,056	-1.8%	-1.8%
Bank Deposits - Survey (\$Million)	7,568	7,606	7,311	-0.5%	3.5%
Business Formations **	751	436	677	72.2%	10.9%
Airport Enplanements (B.I.A.)	44,525	46,117	42,913	-3.5%	3.8%

\* Current Month numbers are preliminary, Last Month & Year Ago are revised.

\*\* Not comparable to previous issues, <https://www.vtsosonline.com/>

State Tax Revenues (\$Million)	Current	Fiscal Year	FYTD	% Change	
	Month	To Date	Last Year	Last Year	Last FYTD
General Fund *	165.9	850.4	824.8	5.7%	3.1%
Personal Income	109.2	457.9	447.2	7.2%	2.4%
Sales & Use	27.7	150.3	149.2	5.2%	0.8%
Corporate Income	1.4	39.2	57.4	-79.6%	-31.7%
Rooms & Meals	14.6	100.7	94.2	15.1%	6.9%
Property Transfer	0.8	8.0	7.0	35.5%	13.7%
Other *	10.2	65.7	43.3	38.5%	51.8%
Transportation Fund	20.3	152.7	149.0	10.2%	2.5%
Gasoline	6.7	47.5	47.4	4.7%	0.0%
Purchase and Use	4.5	37.9	37.1	11.4%	2.2%
Motor Vehicle Fees	5.4	46.0	42.7	17.8%	7.6%
Other	2.3	10.6	10.6	20.6%	0.2%
Education Fund, non-property tax component	19.4	112.7	110.8	7.1%	1.7%

\* Includes: Insurance, Inheritance & Estate, Bank Franchise, Telephone, Liquor, Beverage, Fees and Other Taxes.



## JANUARY 2017

### Construction

Residential Building Permits	Current Month	Year To Date	Year Ago	Year To Date Last Year	% Change
Housing Units	66	66	70	70	-5.7%
Estimated Value (\$thousand)	13,761	13,761	11,010	11,010	25.0%

Employment	Current Month	Last Month	Year Ago	% Change Last Month	Last Year
Construction Emp. (S.A.,thousand)	15.6	15.4	15.3	1.3%	2.0%

Travel & Tourism	Current Month	Last Month	Year Ago	% Change Last Month	Last Year
Leisure & Hospitality Emp. (S.A.,thousand)	38.2	37.9	35.8	0.8%	6.7%
Selected Traffic Volume *	115,280	116,328	111,680	-0.9%	3.2%

Welcome Center Counts, Total	54,602	59,874	47,774	-8.8%	14.3%
Guilford	42,004	45,388	35,083	-7.5%	19.7%
Fair Haven	7,712	9,069	7,963	-15.0%	-3.2%
Georgia (Southbound)	4,886	5,417	4,728	-9.8%	3.3%

\* Revised. Reporting different locations. Not comparable to previous years. Some months missing 1 or 2 locations.

Seasonal Indicators	Current Month	Season To Date	Year Ago	Season To Date Year Ago	% Change
---------------------	---------------	----------------	----------	-------------------------	----------

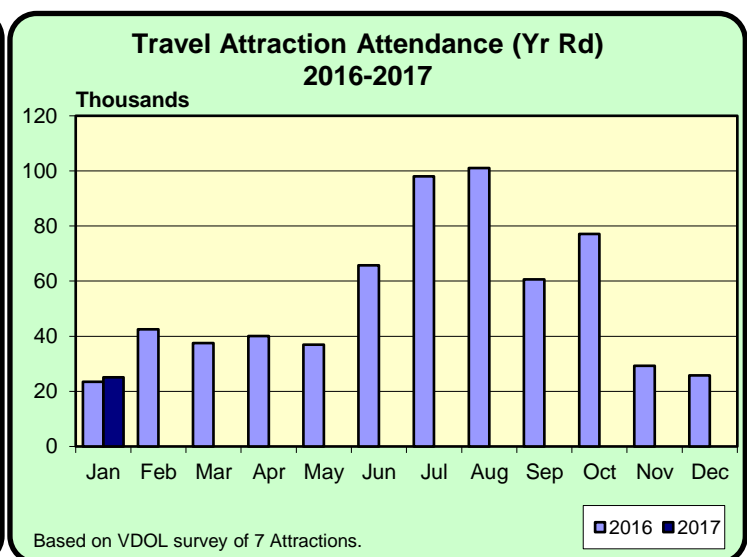
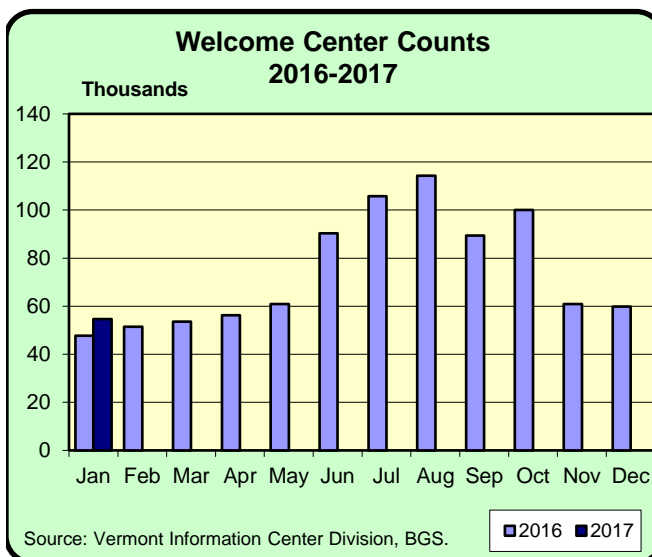
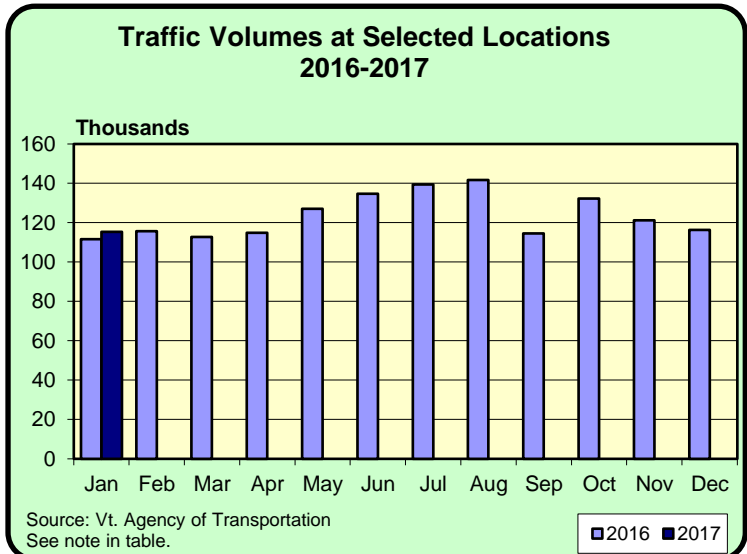
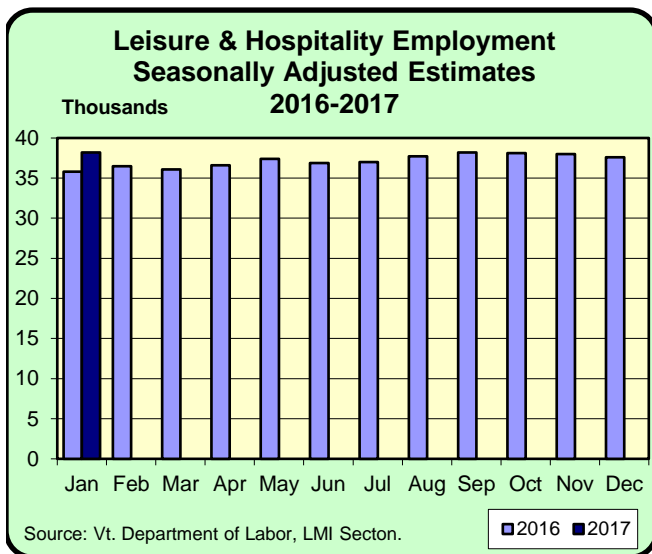
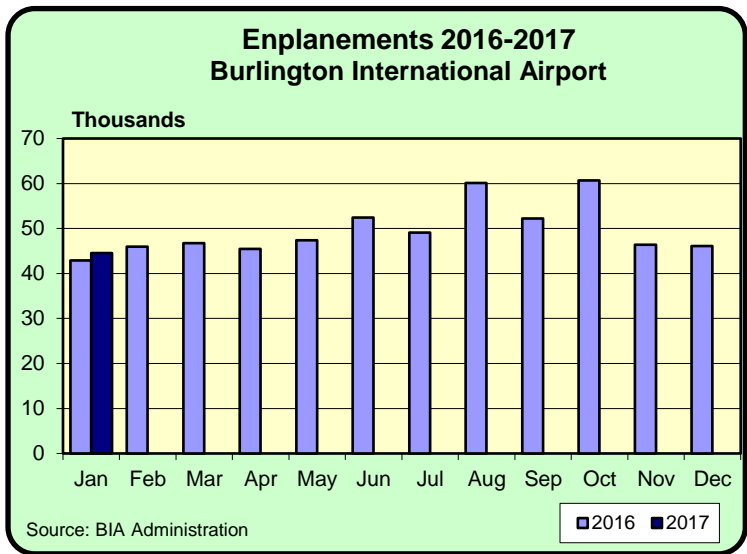
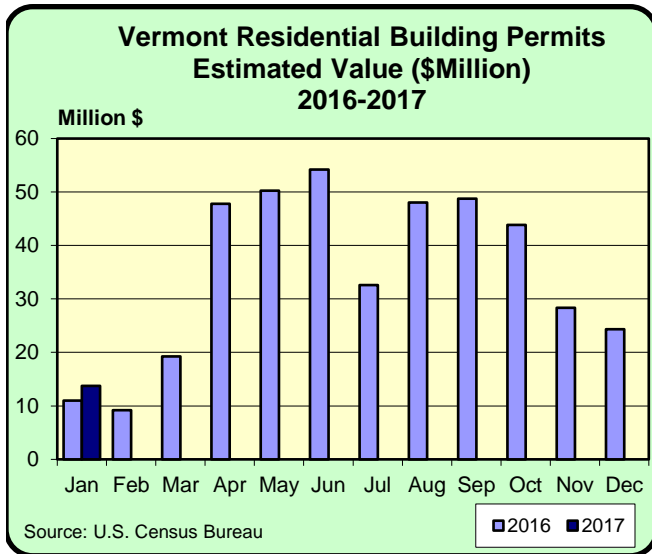
### Attendance Surveys

State Parks (Day Use)	NA	NA	NA	NA	NA
State Campgrounds (Campers)	NA	NA	NA	NA	NA
Travel Attr. & Museums (Summer) *	NA	NA	NA	NA	NA
Travel Attr. & Museums (Year Round) **	25,102	25,102	23,503	23,503	6.8%

\* Based on VDOL survey of 8 Attractions operating during months of May - Oct. \*\* Based on VDOL survey of 7 attractions.

Travel Attraction data is collected as part of a managed sample; above information may not be directly comparable to previous releases..

## JANUARY 2017



**JANUARY 2017**

Rooms & Meals Business Receipts **	CY 3rd Qtr	CY 2nd Qtr	CY 3rd Qtr	% Change	
	(Jul-Sep 2016	(Apr-Jun) 2016	(Jul-Sep 2015	Last Quarter	Last Year
Meals (\$Thousand)	298,636	248,985	286,787	19.9%	4.1%
Room (\$Thousand)	162,172	84,796	147,180	91.2%	10.2%
Alcohol (\$Thousand)	55,919	43,522	53,068	28.5%	5.4%

\* Numbers are preliminary.

\*\* All Business Receipts are for the Calendar Year (CY).

**Vermont DEPARTMENT OF LABOR**  
**ECONOMIC AND TRAVEL INDICATORS**

Vermont Economic and Travel Indicators is published by the Economic & Labor Market Information Section of the VT Department of Labor. This publication can be found on our website: [www.vtLmi.info](http://www.vtLmi.info)

For more information or email address changes: Phone: (802)828-4202  
or email: [Labor.Lmi@vermont.gov](mailto:Labor.Lmi@vermont.gov)

Data sources for this publication are: U.S. Census Bureau; Burlington Airport Administration; Vt. Departments of Labor, Finance & Management, Forests, Parks & Recreation, Taxes, Motor Vehicles, Vermont Information Center Division, Buildings & General Services, Vt. Agency of Transportation; Secretary of State's Office; Vt. Division for Historic Preservation; selected banks and travel attractions.

Equal opportunity is the law. The State of Vermont is an Equal Opportunity / Affirmative Action Employer. Applications from women, individuals with disabilities, and people from diverse cultural backgrounds are encouraged. Auxiliary aids and services are available upon request to individuals with disabilities. 711 (TTY/Relay Service) or (800) 650-4152 TDD (Vermont Department of Labor).

This publication was funded by a grant awarded by the U.S. Department of Labor's Employment and Training Administration. The publication was created by the Vermont Department of Labor and does not necessarily reflect the official position of the U.S. Department of Labor. The Department of Labor makes no guarantees, warranties, or assurances of any kind, express or implied, with respect to such information, including any information on linked sites and including, but not limited to, accuracy of the information or its completeness, timeliness, usefulness, adequacy, continued availability, or ownership. This publication is copyrighted by the Vermont Department of Labor. Internal use by an organization and/or personal use by an individual for non-commercial purposes is permissible.