

VERMONT ECONOMIC AND TRAVEL INDICATORS

JUNE 2010

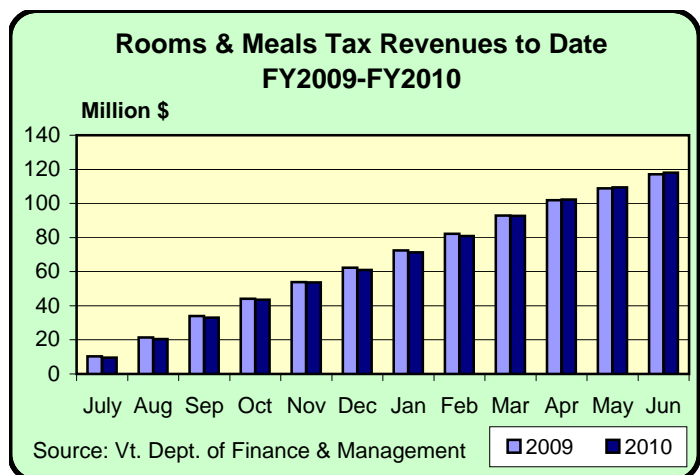
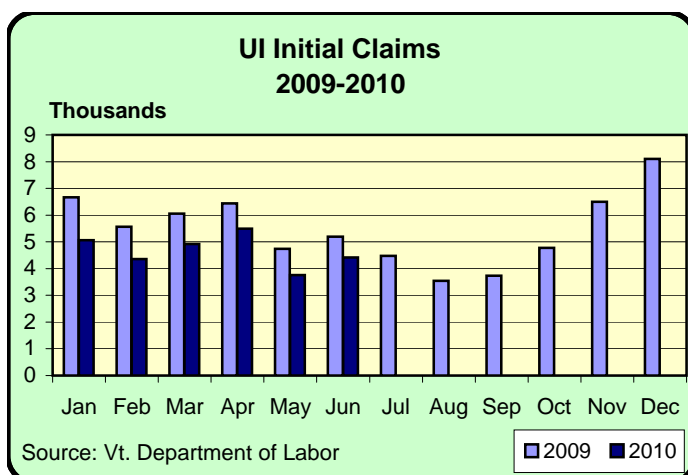
visit our web site at: www.vtLmi.info

Labor Market & Business Activity	Current	Last	Year	% Change	
	Month	Month	Ago	Last Month	Last Year
Employment (NonFarm,S.A.,Thousand) *	293.6	292.4	295.0	0.4%	-0.5%
Avg. Weekly Hours (Manufacturing) *	38.6	38.4	38.2	0.5%	1.0%
Unemployment Rate (S. A. %)	6.0	6.2	7.2	-3.2%	-16.7%
U.I. Initial Claims	4,421	3,760	5,194	17.6%	-14.9%
U.I. Exhaustees	990	1,015	1,430	-2.5%	-30.8%
DOL Jobs Filled (last 12 months)	640	597	762	7.2%	-16.0%
Passenger Car Registrations	37,442	36,460	36,438	2.7%	2.8%
Total Current Car Registrations	411,864	412,331	410,814	-0.1%	0.3%
Total Current Pick-Up Truck Reg.	112,256	112,688	114,031	-0.4%	-1.6%
Bank Deposits - Survey (\$Million)	5,867	6,002	5,574	-2.2%	5.3%
New Business Incorporations **	62	50	58	24.0%	6.9%
Airport Enplanements (B.I.A.)	54,752	51,058	57,672	7.2%	-5.1%

* Numbers are preliminary. ** Includes "closed" corporations.

State Tax Revenues (\$Million)	Current	Fiscal Year	FYTD	% Change	
	Month	To Date	Last Year	Last Year	Last FYTD
General Fund	103.4	1,038.4	1,104.0	3.2%	-6.6%
Personal Income	55.3	486.0	530.3	5.3%	-7.2%
Sales & Use	16.3	207.4	214.1	0.2%	-3.6%
Corporate Income	13.6	74.8	66.2	6.6%	-4.6%
Rooms & Meals	8.6	118.0	117.1	4.7%	-0.6%
Property Transfer	0.8	7.8	8.5	40.6%	-14.8%
Other *	8.0	77.0	91.8	7.9%	-18.5%
Transportation Fund	23.7	213.3	203.6	4.9%	4.7%
Gasoline	5.1	61.0	60.6	0.2%	0.6%
Purchase and Use	5.9	46.5	44.0	6.6%	5.8%
Motor Vehicle Fees	8.5	72.4	65.5	6.8%	10.5%
Other	2.2	18.3	18.0	15.4%	1.4%
Education Fund, non-property tax component	13.3	147.2	150.2	-8.9%	-2.0%

* Includes: Insurance, Inheritance & Estate, Bank Franchise, Telephone, Liquor, Beverage, Fees and Other Taxes.



JUNE 2010

Construction

Residential Building Permits	Current Month	Year To Date	Year Ago	Year To Date Last Year	% Change
Housing Units	90	797	149	496	60.7%
Estimated Value (\$thousand)	17,466	124,740	19,157	75,891	64.4%

Employment	Current Month	Last Month	Year Ago	% Change Last Month	Last Year
Construction Emp. (S.A.,thousand)	11.0	11.5	13.4	-4.3%	-17.9%

Travel & Tourism	Current Month	Last Month	Year Ago	% Change Last Month	Last Year
Leisure & Hospitality Emp. (S.A.,thousand)	31.2	30.1	31.0	3.7%	0.6%
Selected Traffic Volume *	92,555	86,932	91,530	6.5%	1.1%

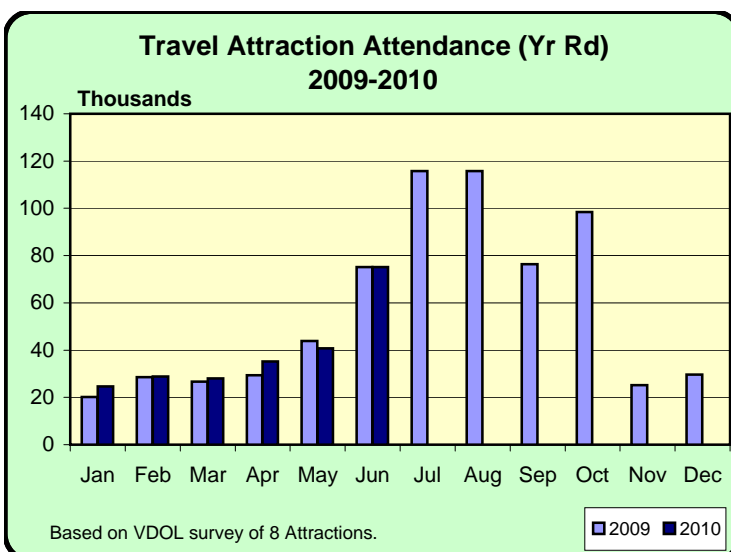
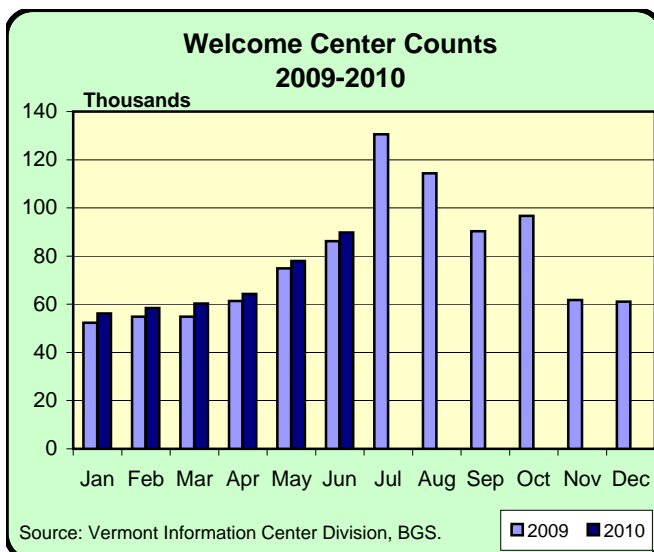
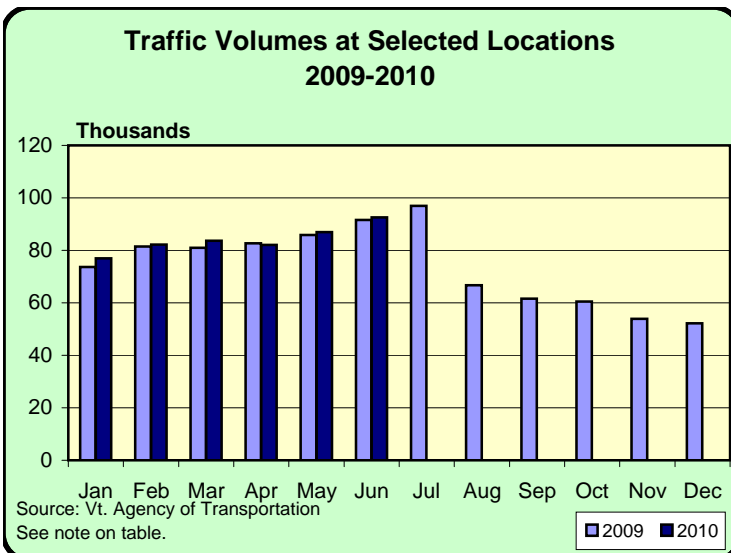
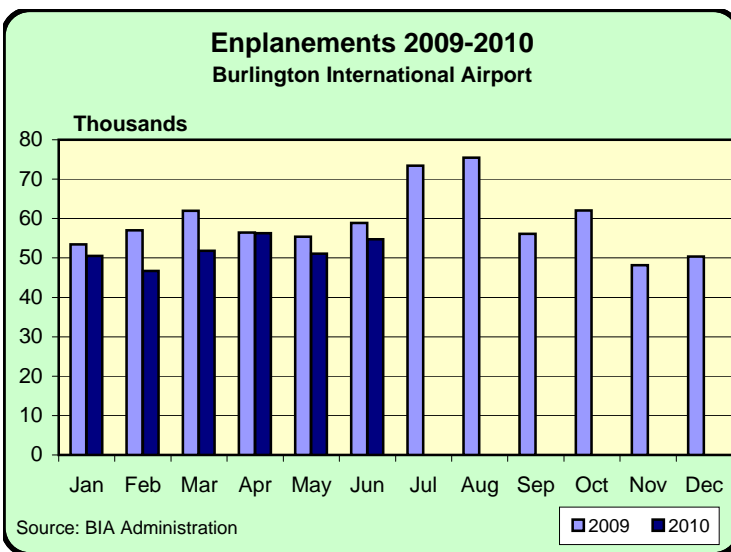
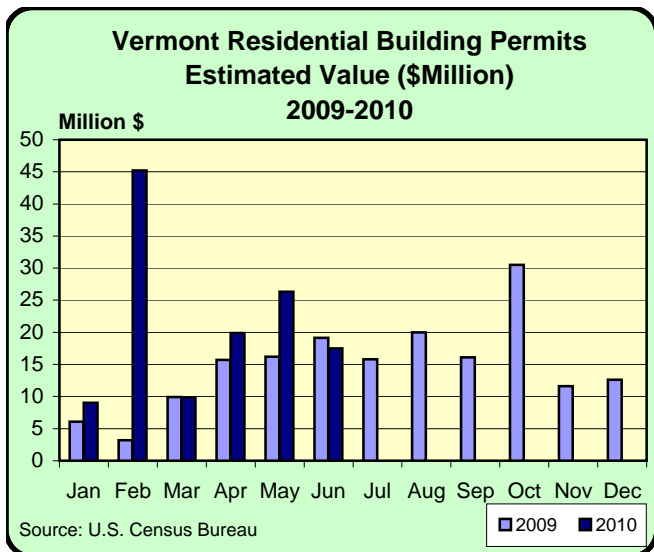
Welcome Center Counts, Total	89,845	78,012	86,180	15.2%	4.3%
Guilford	59,475	53,909	57,144	10.3%	4.1%
Fair Haven	19,309	13,461	18,503	43.4%	4.4%
Georgia (Southbound)	11,061	10,642	10,533	3.9%	5.0%

* Missing one location for Aug. - Dec.

Seasonal Indicators	Current Month	Season To Date	Year Ago	Season To Date Year Ago	% Change
Attendance Surveys					
State Parks (Day Use)	79,075	98,804	61,608	73,479	34.5%
State Campgrounds (Campers)	53,351	77,254	51,210	75,631	2.1%
Travel Attr. & Museums (Summer) *	35,426	52,702	30,617	45,946	14.7%
Travel Attr. & Museums (Year Round) **	75,126	232,126	75,185	223,778	3.7%

* Based on VDOL survey of 9 Attractions ** Based on VDOL survey of 8 attractions.

JUNE 2010



JUNE 2010

Rooms & Meals Business Receipts **	CY 1st Qtr	CY 4th Qtr	CY 1st Qtr	% Change	
	(Jan-Mar) 2010 *	(Oct-Dec) 2009 *	(Jan-Mar) 2009	Last Quarter	Last Year
Room (\$Thousand)	99,017.0	78,166	93,364	26.7%	6.1%
Meals (\$Thousand)	195,695	186,118	192,175	5.1%	1.8%
Alcohol (\$Thousand)	39,182	32,356	37,091	21.1%	5.6%

* Numbers are preliminary.

** All Business Receipts are for the Calendar Year (CY).

Vermont DEPARTMENT OF LABOR
ECONOMIC AND TRAVEL INDICATORS

Vermont Economic and Travel Indicators is published by the Economic & Labor Market Information Section of the VT Department of Labor. This publication can be found on our website: www.vtLmi.info

For more information or email address changes: Phone: (802)828-4202
or email: Labor-Lmi@state.vt.us

Data sources for this publication are: U.S.Census Bureau; Burlington Airport Administration; Vt. Departments of Labor, Finance & Management, Forests, Parks & Recreation, Taxes, Motor Vehicles, Vermont Information Center Division, Buildings & General Services, Vt. Agency of Transportation; Secretary of State's Office; Vt. Division for Historic Preservation; selected banks and travel attractions.

Equal opportunity is the law. The State of Vermont is an Equal Opportunity / Affirmative Action Employer. Applications from women, individuals with disabilities, and people from diverse cultural backgrounds are encouraged. Auxiliary aids and services are available upon request to individuals with disabilities. 711 (TTY/Relay Service) or (802) 828-4203 TDD (Vermont Department of Labor).